

A photograph of a modern house with a dark grey garage door. A child is sitting on the paved driveway, drawing with chalk. The scene is set against a sunset sky with green leaves in the foreground.

Novoferm garage doors at a glance

2019/20

a quick guide to our garage door range

Welcome home - Welcome to Novoferm

Is there anything better than coming home?
When driving in already feels like a welcoming experience!

In the evening, after a long working day, or in the autumn or winter when it is cold and wet outside, your Novoferm garage door opens at the push of a button and automatically welcomes you home.

Welcome to the Novoferm Garage Door Range – a collection of residential Up & Over, Side Hinged, Sectional and Insulated Roller Garage Doors in steel, aluminium, GRP and timber, incorporating the very latest innovations in design, technology and security. The garage door range is complemented with a choice of remote control systems including the patented NovoPort® automatic door system designed in accordance with the latest European safety regulations.



We are passionate about providing you with doors that guarantee safety, security and convenience.

Contents

Sectional garage doors	3-4
DuoPort insulated side hinged doors	5
Wicket doors	5
Up and over steel doors	6
Novoguard.....	7
Side hinged doors	7
Timber doors	8
GRP doors	9
Novoroll 77 and 55 insulated roller doors	9
Vertical tension spring system	10
Accessories	10
Automation	11

Insulated sectional steel doors

Novoferm insulated sectional steel doors are comprised of individual sections connected together by hinges. The door opens vertically into the garage and with no 'kick out' as it moves, providing you with up to three feet of increased drive length compared to Up & Over Garage Doors. All sectional doors are bespoke and made to order.




Door finishes

Woodgrain
Also available in your choice of RAL colour (iso45). Not available on Flush iso45.

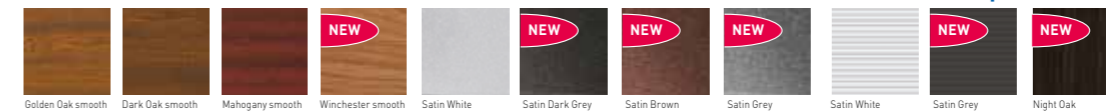
Noblesse (smooth)
Also available in your choice of RAL colour (iso 45). Not available on Horizontal Ribbed iso45.

iso20 flush only available in Smooth & iso45 Horizontal Rib only available in Woodgrain White.

Super-Color colours/preferred colours



Rustic wood effects for iso45 doors Structural surfaces for iso45 doors New Microline pattern for iso45 doors



You want more? Doors can also be supplied in the RAL colour of your choice for a small additional charge.

Insulated sectional steel doors are bespoke and made to order.


Glazing



To get lots of natural light, you can turn practically one whole garage door into a window with a horizontal light strip. Light strips are available on the top 3 sections only, not on the bottom section.



Create an individual eye-catching element with vertically arranged portholes, each in a high-quality stainless steel frame.



Square windows can be ordered as an option, in any arrangement which suits your taste, each in a high-quality cast aluminium frame.

Glazing options

Our attractive glazing options not only make a feature of your garage, but let the light in as well, especially appealing if you use your garage as a storage room or workshop.

All Novoferm glazing panels are manufactured out of weather-resistant acrylic glass or impact-resistant polycarbonate and stand out due to their high transparency.

Furthermore, being double glazed panes, they have excellent heat insulating properties - just like our insulated sectional garage doors.



The 'sunrise' pattern can be modified to suit different width garages up to 5.5metres wide.



Sectional timber doors

A range of solid timber sectional doors that will give you the natural look whilst retaining all the functionality and security of a Novoferm sectional garage door. All sectional doors are bespoke and made to order.



London iso45 Madrid iso45 Thame iso45 Henley iso45


All solid wood garage doors are made of three layers of Nordic pine or five layers of African okoume glued together to form waterproof multi-layer boards. Doors MUST be treated before installation in order to protect against long-term weather conditions.



Nordic Pine African Okoume

Insulated side sectional doors

Opening laterally, side sectional doors open just as much as you need. Available in four attractive garage door styles in almost every RAL colour imaginable and individual glazing options. The garage doors adapt to suit every garage construction. Novoferm side sectional garage doors are available for garage door openings of up to 6m in width. All sectional doors are bespoke and made to order.



Vertical Rib iso45 Vertical Large Rib iso45 Vertical Flush iso45 Vertical Panelled iso45

Automating your side sectional door with the Novoport electrical operator, provides even more convenience and it can just as easily be mounted on the side garage wall.

Insulated sectional matching side doors

All side doors are manufactured out of double-skinned, galvanised sheet steel with CFC-free PUR rigid foam core or solid wood and supplied as standard with a handle set and security lock. Three-sided continuous seals and specially formed lip seals at the sill ensure the highest degree of weatherseal and heat insulation. All sectional doors are bespoke and made to order.



Horizontal Rib Large Rib Flush Raised Panel Flush Moss green, similar to RAL 6005 Flush Golden oak (only iso 45) Large rib Satin Dark grey, similar to RAL 7016 (only iso 45)

Ribbed only available in Golden Oak, Rosewood and Dark Oak. Also in NEW Satin White, Satin Grey, Satin Dark Grey and Satin Brown.

DuoPort insulated side hinged doors

DuoPort leaf doors offer you the possibility to use your garage as a utility room, for leisure time or hobbies. You can choose whether to open both door leaves or only the active leaf, depending on your particular requirements. The use of high-quality and durable materials, top-quality processing and a wide variety of additional fittings give your garage a classic appearance in keeping with the style of your house and your personal taste.

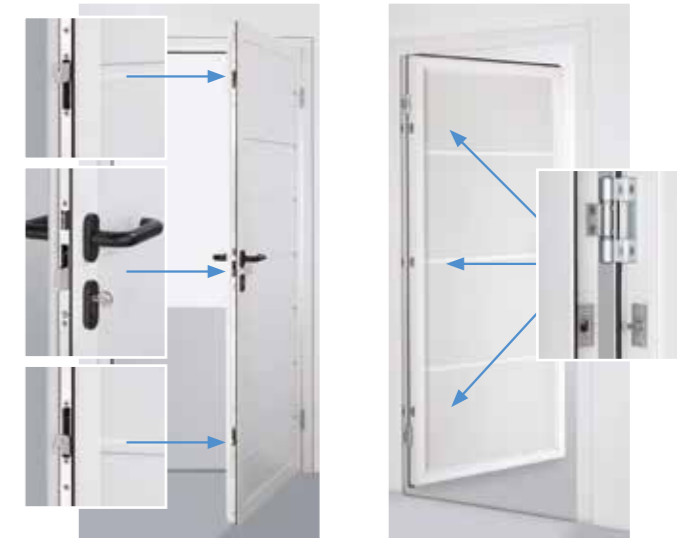


Horizontal Rib Large Rib Raised panel Flush

Precise processing - reliable operation

All door leaf frames are made of aluminium and guarantee maximum weather resistance, while robust hinges provide long-term, dimensionally accurate opening and closing.

- Ideal for private garages with an opening width and height from 1450mm x 1,900mm (symmetric division) to max. 2500 x 2500mm
- Outstanding heat insulation is ensured by the 45mm rigid PUR foam core
- Wide range of patterns, surfaces, attractively priced Super-Color colours and nearly all RAL colours as well as additional fittings such as glazing
- Practical block door frame allows flexible installation
- Door leaf either opening outwards or inwards
- Active and inactive leaves can be positioned either on the right or on the left
- Burglar-resistant 3-point locking with hinge lock is optionally available
- Door leaf inside: Base coat based on polyester, Grey white similar to RAL 9002
- Door leaf outside standard: Traffic white, similar to RAL 9016
- Door leaf outside: Super-Color or RAL of your choice at an extra price (top-coated)



Triple lock (optional) Hinge lock (optional)

Wicket doors

Wicket doors are available for all iso 45 sectional garage doors up to a width of 5m. They offer a practical passage width of 80cm and provide perfect heat insulation due to the double-skinned insulation used. And to make sure everything looks great, the frames and hinges are white (RAL 9016) on standard white garage doors and available in various anodized colours for painted garage doors.

Glazing options for all garage door patterns: standard window, cross window, rhombus window, window cut-out or light strip.

All wicket doors are bespoke and made to order.



Horizontal Rib iso45 Large Rib iso45 Flush iso45 Horizontal Rib iso45



Large Rib iso45 Flush iso45

Wicket doors are arranged centrally or asymmetrically depending on the garage door width. Symmetrical arrangement for garage door widths up to 3500mm. Asymmetrical arrangement for garage door widths above 3500mm - either left or right

Up and over steel doors

Novoferm Up and Over garage doors have a retractable action for smooth running. The door slides up and over into the garage, providing safe and very reliable operation. Factory fitted canopy frames are 54mm wide as standard. Retractable frames are 70mm. Novoferm Up & Over garage doors are supplied with an optional pre-hung factory finished steel fixing frame, which makes installation simple and eliminates the need for a timber frame.



Berwick Naseby Georgian Thornby Regency




Regency Glazed Minster Guilsborough Victor Horsham



Berkeley Thornby Regency Golden Oak Regency Glazed Golden Oak Regency Rosewood Regency Glazed Rosewood

Novoferm steel door colour range

Novoferm fully finished garage doors and Novoguard Secured by Design doors are available in your choice from these colours.



Note: Secured by Design doors are only available with retractable lifting operation.

Novoguard

Secured by Design



Official Police Security Initiative

Novoguard Secured by Design doors are certificated to CS 5051 STS202 which is approved by ACPO Association Of Chief Police Officers.

Secured by Design doors featuring retractable lifting operation and including a 70mm steel fixing frame are available in any size up to and including 2438mm wide x 2134mm high.

Note: Secured by Design doors are only available with retractable lifting operation.



Thornby



Berwick Regency Regency glazed Horizontal Rib iso45 Naseby



Thame Henley Caithness Novoport Operator Novomatic 563

Side hinged doors



Georgian (steel) Thornby (steel) Vertical (timber) Madeley (timber)




Berwick (steel) Regency (steel) Gately (timber) Thame (timber)

Novoferm timber side hinged garage doors are complete with a 50mm frame. Doors are supplied with a lock hole unless specified otherwise. Doors open outwards only, with the lock on the right when viewed from the outside.

Left hand opening available as an option. Side hinged doors are bespoke and made to order.

Timber up and over doors

Stunning garage doors made in Britain by Novoferm, from durable, solid Cedar wood tongue and groove boards and mouldings to highlight the natural beauty and quality of timber, these doors have the quality and status to enhance the front of any home. Timber doors are bespoke and made to order.



Timber door fully finished options


Novoferm fully finished option is a factory finish process, the Sikkens product used is available in six attractive colours as illustrated. For south facing situations exposed to strong sunlight the dark colours are not recommended, as they can store excessive heat and dry out. Timber doors are supplied with a basecoat stain as standard. They MUST be finished immediately after installation.

GRP doors

Novoferm GRP garage doors are complete with a 50mm frame. Doors are supplied with a lock hole unless specified otherwise. Doors open outwards only, with the lock on the right when viewed from the outside. Left hand opening available as an option. Timber side hinged doors are bespoke and made to order.



Novoferm GRP colour range



Novoroll 77 & 55 insulated roller doors

Automated, insulated roller doors from Novoferm are constructed from 77mm or 55mm double walled aluminium laths filled with CFC free insulating foam - an ideal solution for those who want to improve the appearance and gain space in their garage.

Novoroll doors are bespoke and made to order.



Vertical tension spring system

Easy to install and requires less space. Doors close to perfection.

Fitted on Novoferm iso 20 and iso 45 sectional garage doors in widths up to 3000mm and heights up to 2750mm.



1 Interference-protected deflection pulley
The steel cables run vertically into the angular frame on interference-protected deflection pulleys mounted on ball bearings with U-shaped caster holders. This reduces the height requirement compared to the front-mounted torsion spring.

2 New cable mount
Together with the new steel cable holder, the newly designed cable mount with integrated door guide keeps the steel cables running smoothly in the angular frame without them touching the sections.

3 Integrated belt fastening
The newly designed moulded end piece contains an integrated fastener for the NovoPort® belt. The maintenance-free belt is fastened securely in the holder.

4 Multiple extension spring assemblies
The extension spring garage doors are equipped with sturdy multiple extension spring assemblies. The springs are adjusted at the top end of the assembly. The vertical extension springs require less installation depth and open up new possibilities when space is confined.

5 NovoPort® - unique and flexible
The NovoPort® operator system not only offers maximum convenience during operation, but also during installation. After all, the motor is not fixed to the ceiling like conventional operators, but simply integrated into the side garage door track - either on the left or the right depending on the structural conditions. Therefore no ceiling assembly is required.

6 Anti-pinch inside and out
The special design of the sections and hinges prevents pinching on the door leaf from the outset.

7 Interference protection and cables channelled down the inside
The angular frames make it almost impossible to reach between the door leaf and the frame. Suspension cables arranged inside minimize the risk of injury and guarantee maximum operational reliability.

Accessories

Because people make different choices, and because the structural conditions for a garage or a sliding door can vary, we offer a wide range of accessories, so that you can fit out our systems to match your own personal requirements.

You'll find a selection of the most important accessories here.

Hand transmitters



Handles



Battery back-up



* subject to availability

Sectional NovoPort operator

With the integrated NovoPort® system you'll never have to get out in the rain again, to open your garage door by hand.

The NovoPort® garage door and operator are perfectly matched and certified by independent institutes in accordance with the latest safety guidelines.



NovoPort® features at a glance

- Quick and easy operation via hand transmitter or push button, key button or coded key pad, mounted to the garage wall
- Soft start and stop functions
- Completely safe against scanning due to automatic signal decoding
- Simple programming via menu-guided control with LED display. Integrated fault diagnosis system facilitates potential service work
- Connectable to garage outside lighting up to max. 500 Watt
- Power saving. Only requires 4 Watts whilst on standby

Unique technology with flexible side mounting for Novoferm Sectional garage doors

The NovoPort® operator system not only offers maximum convenience during operation, but also during installation. After all, it is not fixed to the ceiling like conventional operators, but simply integrated into the side garage door track - either on the left or the right depending on the structural conditions. Therefore no ceiling assembly is required and any installation problems are ruled out from the outset. All structural components are pre-assembled in the factory and dimensionally accurate - simply insert them together and voilà!

Novomatic 423 operator



Novomatic 563 operator



Innovative and powerful

Our newly designed stylish operators offer more push and pull force. The new Novoferm garage door operators feature modern technology with contemporary energy efficiency on the highest level along with optimised design, modern LED technology, stability and highest performance.

NEW: Most of our new garage door operators used with sectional doors can be controlled via the Novoferm Mobility APP "smartgarage", you can download it free of charge from the APP store or GOOGLE Play.

Terms and conditions

Warranty

The purchaser is granted a warranty covering the sale and the reliable operation of the garage door for a period of 10 years after the date of purchase. In the unlikely event of a warranty claim, please contact your dealer or distributor who supplied the door. They will be able to determine if the reported issues are a valid claim and then take appropriate action.

An assessment of the claim will then be made once a request has been received by our warranty team.

In some cases, Novoferm may request a site inspection at your premises. In the event that there is no legitimate claim under the terms of the warranty, you may be liable for the costs of this visit. It is essential that you take note of the care and usage instructions provided with your door and you follow these instructions throughout the lifetime of your door.

If you are a trade customer, please contact the Novoferm warranty department who will be able to send you the appropriate form to complete.

The warranty does not cover:

- Improper installation
- Normal wear and tear
- Priming and other surface protection treatments
- Negligent or wanton destruction
- Doors that have not been correctly maintained or have not had their required annual servicing (Roller and Sectional Doors)
- Incorrect surface protection treatments or treatments which have not been applied in a timely fashion
- Repair by a non-qualified installer
- Use of non-Novoferm parts without the approval of Novoferm
- Damage or removal of the product number sticker or making it unidentifiable
- Improper operation
- External influences, such as fire, salts, water, acids, alkaline solutions and abnormal environmental influence
- Mechanical damage caused by improper transport or installation
- Please note some marking on laths of roller doors is quite normal due to normal operation. However any excessive marking would be considered.
- Any doors situated within 3 miles of the coastline are automatically voided from warranty for any corrosion related issues due to high exposure to the sea air.
- Any doors outside of this radius but that are near the coast will be considered but, if there is evidence that regular cleaning of the door has not been adhered to, any claim is likely to be rejected.
- Dark Doors should not be placed in any property that are exposed to the sun for large periods of the day as the colour is likely to fade, any claims relating to such issues are likely to be rejected.
- All missing parts and damage must be reported to Novoferm within 72 hours of receiving the Garage Door from Novoferm and the claim should come from your dealer or distributor.

All dark colours which are exposed to direct sunlight should be avoided. Dark coloured doors may undergo expansion due to heat absorption. Such instances are not covered by the guarantee.

However normal performance will resume when the door has cooled down if the heat absorption has affected the door's performance.

All colour samples depicted in this brochure are as close to the original manufacturer's colours as possible. Garage doors supplied may vary in colour from the brochure representation due to printing processes.

Prices

All orders are accepted on the understanding that the goods will be subject to the price ruling at the time of delivery, unless other terms are specifically agreed. All prices are in £ sterling and exclude VAT. UK mainland delivery is included to the buyer's trading address - delivery to site £58.00 (subject to access).

A 25% handling charge applies to all unwanted items on standard stock items only. Items must be returned unopened and in an unused condition.

All returns are subject to acceptance by Novoferm Garage Doors.

All doors are bespoke and made to order. Your right to cancel is not available on non-standard made to order doors.

Specification

Due to the progressive outlook of Novoferm we reserve the right to alter specifications to design and manufacture without notification. All specifications and details are correct at the time of publication, errors and omissions excepted.

All Doors

Colour match Pairs of doors should be ordered together to obtain the best colour match, bearing in mind the limitations of the materials used in the construction.

Timber garage doors cannot be ordered as matching sets.

Size variations As the size of a door changes in height and/or width, the panel frequency and profile can change, therefore doors of the same style but of different sizes can display a significant difference in appearance.

Clearances All doors require operating clearances, i.e. the gap between the door panel and frame opening, these are inbuilt during manufacture and should not be reduced by means of infills, or draught proofing.

Deflection When in the open position, all doors will display a level of vertical deflection or 'sag' across the width of the panel. Individual manufacturers' specifications should be consulted for exact tolerances.

Your Novoferm Stockist



Novoferm
North Luton Industrial Estate 5-9 Sedgwick Road, Luton, LU4 9DT
t: 01582 563 777 f: 01582 568 801 w: www.novoferm.co.uk e: info@novoferm.co.uk